

Letter of the Week – Fun and Easy Preschool Activities

Learning Goals

By the end of the week, little learners will:

- Recognise the uppercase and lowercase letter A
- Hear and repeat the /æ/ sound in words
- Name common items that start with A
- Use their hands, eyes, and ears to learn in different ways
- Feel proud and confident about learning letters


What You'll Need

- Flashcards with letter A
- Apples and red paint for stamping
- Sensory materials like sand or shaving cream
- Letter A colouring sheets
- Alphabet-themed books
- Storytime corner
- Art supplies (crayons, glue, scissors, etc.)

Our Weekly Plan

Monday – Meet the Letter A!


Let's kick off the week by singing the ABC song and focusing on the star of the week – **Letter A!**

- Show and name big A and little a
- Trace the letter A in the air with fingers
- Build a giant letter A using sticks or blocks
 -  “Look, it's the start of Apple!”


Tuesday – Apple Art & Craft Day

Get ready to get messy with a fun apple stamping activity!

- Read: Ten Apples Up on Top! by Dr. Seuss


- Use cut apple halves and red paint to make prints
- Colour the letter A and display it on our “A Wall”
 -  Let your child’s imagination take the lead!

Wednesday – Sound, Touch & Play

- Time to explore how the letter A sounds and feels!
- Sing a phonics song with the /æ/ sound
- Practice writing A in soft materials like flour or shaving cream
- Mystery Bag Game: Pull out items that start with A
 -  “A is for ant, apple, alligator!”


Thursday – Story & Move Day

Let’s mix reading with movement and lots of giggles!

- Read aloud: Alligator Baby by Robert Munsch
- Animal Actions: Crawl like an alligator, walk like an ant
- Letter A Hunt: Find hidden A words around the room
 -  “Can you find something that starts with A?”

Friday – Show & Tell + Review

Time to celebrate a week of learning!

- Show & Tell: Bring an item from home that starts with A
- Play a matching game with A words and pictures
- Make a mini “My Letter A” booklet to take home
- Hand out achievement stickers or high-fives
 -  “Hooray! You’re an Alphabet Explorer!”

How We Know They’re Learning

- Watching how they engage and participate
- Listening, as they say, to the sound of A
- Seeing how they trace and write
- Hearing their excitement during story time and games